






16 APRILE 2000 - ELEZIONI REGIONALI - RISULTATO SCRUTINIO - PRESIDENTE DELLA REGIONE - MAGGIORITARIO

sezione	Località	Elettori ----- Votanti	bianche	nulle					
					Matteoli Altero	Dell'Alba Gianfranco	Martini Claudio	Vecchi Paolo	Pecorini Niccolò
1	Quarrata	741	15	20	240	16	204	2	27
		524	2,86%	3,82%	49,08%	3,27%	41,72%	0,41%	5,52%
2	Quarrata	736	24	33	235	13	226	4	21
		556	4,32%	5,94%	47,09%	2,61%	45,29%	0,80%	4,21%
3	Quarrata	654	21	17	247	14	158	1	28
		486	4,32%	3,50%	55,13%	3,13%	35,27%	0,22%	6,25%
4	Quarrata	661	8	35	225	17	185	0	20
		490	1,63%	7,14%	50,34%	3,80%	41,39%	0,00%	4,47%
5	Quarrata	752	15	35	259	15	204	5	23
		556	2,70%	6,29%	51,19%	2,96%	40,32%	0,99%	4,55%
6	Quarrata	657	10	20	244	18	165	2	27
		486	2,06%	4,12%	53,51%	3,95%	36,18%	0,44%	5,92%
7	Quarrata	762	14	41	253	8	239	1	37
		593	2,36%	6,91%	47,03%	1,49%	44,42%	0,19%	6,88%
8	Quarrata	618	18	29	180	12	170	2	31
		442	4,07%	6,56%	45,57%	3,04%	43,04%	0,51%	7,85%
9	Quarrata	640	10	32	213	6	136	1	31
		429	2,33%	7,46%	55,04%	1,55%	35,14%	0,26%	8,01%
10	Quarrata	708	8	16	234	25	209	5	26
		523	1,53%	3,06%	46,89%	5,01%	41,88%	1,00%	5,21%
11	Quarrata	716	17	28	230	15	180	1	47
		518	3,28%	5,41%	48,63%	3,17%	38,05%	0,21%	9,94%
12	Buriano	291	6	14	91	5	69	2	16
		203	2,96%	6,90%	49,73%	2,73%	37,70%	1,09%	8,74%
13	Lucciano	383	16	14	138	5	94	2	10
		279	5,73%	5,02%	55,42%	2,01%	37,75%	0,80%	4,02%
14	Montemagno	488	11	19	183	6	148	4	25
		396	2,78%	4,80%	50,00%	1,64%	40,44%	1,09%	6,83%
15	Santonuovo	678	24	39	182	14	178	2	31
		470	5,11%	8,30%	44,72%	3,44%	43,73%	0,49%	7,62%
16	Santonuovo	735	24	25	219	12	190	1	46
		517	4,64%	4,84%	46,79%	2,56%	40,60%	0,21%	9,83%
17	Valenzatico	800	24	35	243	18	254	2	37
		613	3,92%	5,71%	43,86%	3,25%	45,85%	0,36%	6,68%
18	Valenzatico	796	18	44	264	15	239	4	38
		622	2,89%	7,07%	47,14%	2,68%	42,68%	0,71%	6,79%
19	Barba	801	21	34	221	12	265	6	46
		605	3,47%	5,62%	40,18%	2,18%	48,18%	1,09%	8,36%
20	Ferruccia	849	24	32	317	12	236	2	43
		666	3,60%	4,80%	51,97%	1,97%	38,69%	0,33%	7,05%
21	Vignole	829	17	32	277	15	225	5	33
		604	2,81%	5,30%	49,91%	2,70%	40,54%	0,90%	5,95%
22	Vignole	736	15	24	192	12	251	3	23
		520	2,88%	4,62%	39,92%	2,49%	52,18%	0,62%	4,78%
23	Caserana	748	24	35	237	8	220	8	34
		566	4,24%	6,18%	46,75%	1,58%	43,39%	1,58%	6,71%
24	Casini	765	18	32	307	15	151	3	24
		550	3,27%	5,82%	61,40%	3,00%	30,20%	0,60%	4,80%
25	Catena	712	13	43	216	14	211	1	21
		519	2,50%	8,29%	46,65%	3,02%	45,57%	0,22%	4,54%
26	Catena	723	20	13	219	24	193	2	32
		503	3,98%	2,58%	46,60%	5,11%	41,06%	0,43%	6,81%
27	Tizzana	435	3	13	142	9	95	1	23
		286	1,05%	4,55%	52,59%	3,33%	35,19%	0,37%	8,52%
	TOTALE	18414	438	754	6.008	355	5.095	72	800
		13522	3,24%	5,58%	48,73%	2,88%	41,32%	0,58%	6,49%