














16 APRILE 2000 - ELEZIONI REGIONALI - RISULTATO SCRUTINIO - CONSIGLIO REGIONALE SISTEMA PROPORZIONALE

sezione	Località	Elettori ----- Votanti	bianche	nulle	voti solo presidente													
1	Quarrata	741	15	20	33	125	2	91	9	14	4	143	17	14	9	11	2	15
		524	2,86%	3,82%	6,30%	27,41%	0,44%	19,96%	1,97%	3,07%	0,88%	31,36%	3,73%	3,07%	1,97%	2,41%	0,44%	3,29%
2	Quarrata	736	24	33	34	118	9	81	19	10	14	143	23	15	6	7	3	17
		556	4,32%	5,94%	6,12%	25,38%	1,94%	17,42%	4,09%	2,15%	3,01%	30,75%	4,95%	3,23%	1,29%	1,51%	0,65%	3,66%
3	Quarrata	654	21	17	36	117	16	91	13	13	3	90	13	12	0	24	0	20
		486	4,32%	3,50%	7,41%	28,40%	3,88%	22,09%	3,16%	3,16%	0,73%	21,84%	3,16%	2,91%	0,00%	5,83%	0,00%	4,85%
4	Quarrata	661	8	35	18	109	5	99	7	16	5	113	23	13	8	12	0	19
		490	1,63%	7,14%	3,67%	25,41%	1,17%	23,08%	1,63%	3,73%	1,17%	26,34%	5,36%	3,03%	1,86%	2,80%	0,00%	4,43%
5	Quarrata	752	15	35	36	123	10	102	10	14	7	128	28	10	12	7	3	16
		556	2,70%	6,29%	6,47%	26,17%	2,13%	21,70%	2,13%	2,98%	1,49%	27,23%	5,96%	2,13%	2,55%	1,49%	0,64%	3,40%
6	Quarrata	657	10	20	29	123	10	98	8	17	1	102	18	11	9	8	2	20
		486	2,06%	4,12%	5,97%	28,81%	2,34%	22,95%	1,87%	3,98%	0,23%	23,89%	4,22%	2,58%	2,11%	1,87%	0,47%	4,68%
7	Quarrata	762	14	41	26	122	5	109	8	8	3	171	21	17	6	12	0	30
		593	2,36%	6,91%	4,38%	23,83%	0,98%	21,29%	1,56%	1,56%	0,59%	33,40%	4,10%	3,32%	1,17%	2,34%	0,00%	5,86%
8	Quarrata	618	18	29	18	88	2	77	8	12	3	130	14	8	5	4	2	24
		442	4,07%	6,56%	4,07%	23,34%	0,53%	20,42%	2,12%	3,18%	0,80%	34,48%	3,71%	2,12%	1,33%	1,06%	0,53%	6,37%
9	Quarrata	640	10	32	28	92	9	78	19	6	3	83	18	9	4	9	1	28
		429	2,33%	7,46%	6,53%	25,63%	2,51%	21,73%	5,29%	1,67%	0,84%	23,12%	5,01%	2,51%	1,11%	2,51%	0,28%	7,80%
10	Quarrata	708	8	16	31	112	12	91	11	23	4	127	28	13	10	9	4	24
		523	1,53%	3,06%	5,93%	23,93%	2,56%	19,44%	2,35%	4,91%	0,85%	27,14%	5,98%	2,78%	2,14%	1,92%	0,85%	5,13%
11	Quarrata	716	17	28	29	126	3	78	14	12	5	117	22	15	6	7	1	38
		518	3,28%	5,41%	5,60%	28,38%	0,68%	17,57%	3,15%	2,70%	1,13%	26,35%	4,95%	3,38%	1,35%	1,58%	0,23%	8,56%
12	Buriano	291	6	14	13	46	4	36	1	5	0	51	1	6	3	4	1	12
		203	2,96%	6,90%	6,40%	27,06%	2,35%	21,18%	0,59%	2,94%	0,00%	30,00%	0,59%	3,53%	1,76%	2,35%	0,59%	7,06%
13	Lucciano	383	16	14	19	66	0	58	5	5	3	62	13	4	1	3	2	8
		279	5,73%	5,02%	6,81%	28,70%	0,00%	25,22%	2,17%	2,17%	1,30%	26,96%	5,65%	1,74%	0,43%	1,30%	0,87%	3,48%
14	Montemagno	488	11	19	21	82	8	72	13	6	0	87	22	7	10	17	2	19
		396	2,78%	4,80%	5,30%	23,77%	2,32%	20,87%	3,77%	1,74%	0,00%	25,22%	6,38%	2,03%	2,90%	4,93%	0,58%	5,51%
15	Santonuovo	678	24	39	42	60	3	87	16	12	0	108	10	12	8	26	0	23
		470	5,11%	8,30%	8,94%	16,44%	0,82%	23,84%	4,38%	3,29%	0,00%	29,59%	2,74%	3,29%	2,19%	7,12%	0,00%	6,30%
16	Santonuovo	735	24	25	32	83	9	87	21	10	5	142	8	10	10	18	0	33
		517	4,64%	4,84%	6,19%	19,04%	2,06%	19,95%	4,82%	2,29%	1,15%	32,57%	1,83%	2,29%	2,29%	4,13%	0,00%	7,57%
17	Valenzatico	800	24	35	47	109	8	84	27	15	12	143	30	14	10	26	2	27
		613	3,92%	5,71%	7,67%	21,50%	1,58%	16,57%	5,33%	2,96%	2,37%	28,21%	5,92%	2,76%	1,97%	5,13%	0,39%	5,33%
18	Valenzatico	796	18	44	30	119	12	87	35	16	4	142	45	19	4	14	3	30
		622	2,89%	7,07%	4,82%	22,45%	2,26%	16,42%	6,60%	3,02%	0,75%	26,79%	8,49%	3,58%	0,75%	2,64%	0,57%	5,66%
19	Barba	801	21	34	39	116	16	71	11	8	10	180	19	15	11	14	2	38
		605	3,47%	5,62%	6,45%	22,70%	3,13%	13,89%	2,15%	1,57%	1,96%	35,23%	3,72%	2,94%	2,15%	2,74%	0,39%	7,44%
20	Ferruccia	849	24	32	36	159	19	107	21	11	6	120	25	12	8	49	2	35
		666	3,60%	4,80%	5,41%	27,70%	3,31%	18,64%	3,66%	1,92%	1,05%	20,91%	4,36%	2,09%	1,39%	8,54%	0,35%	6,10%
21	Vignole	829	17	32	31	130	9	106	21	11	8	137	24	13	7	22	5	31
		604	2,81%	5,30%	5,13%	24,81%	1,72%	20,23%	4,01%	2,10%	1,53%	26,15%	4,58%	2,48%	1,34%	4,20%	0,95%	5,92%
22	Vignole	736	15	24	26	108	5	57	13	9	0	185	17	20	6	9	2	24
		520	2,88%	4,62%	5,00%	23,74%	1,10%	12,53%	2,86%	1,98%	0,00%	40,66%	3,74%	4,40%	1,32%	1,98%	0,44%	5,27%
23	Caserana	748	24	35	29	121	12	79	22	4	2	134	21	10	11	29	5	28
		566	4,24%	6,18%	5,12%	25,31%	2,51%	16,53%	4,60%	0,84%	0,42%	28,03%	4,39%	2,09%	2,30%	6,07%	1,05%	5,86%
24	Casini	765	18	32	33	157	3	116	15	13	9	98	15	12	7	3	3	16
		550	3,27%	5,82%	6,00%	33,62%	0,64%	24,84%	3,21%	2,78%	1,93%	20,99%	3,21%	2,57%	1,50%	0,64%	0,64%	3,43%
25	Catena	712	13	43	40	102	4	74	18	11	5	164	13	12	2	2	1	15
		519	2,50%	8,29%	7,71%	24,11%	0,95%	17,49%	4,26%	2,60%	1,18%	38,77%	3,07%	2,84%	0,47%	0,47%	0,24%	3,55%
26	Catena	723	20	13	18	90	19	94	8	24	4	151	8	8	10	2	2	32
		503	3,98%	2,58%	3,58%	19,91%	4,20%	20,80%	1,77%	5,31%	0,88%	33,41%	1,77%	1,77%	2,21%	0,44%	0,44%	7,08%
27	Tizzana	435	3	13	16	78	6	53	5	6	1	66	8	5	7	2	0	17
		286	1,05%	4,55%	5,59%	30,71%	2,36%	20,87%	1,97%	2,36%	0,39%	25,98%	3,15%	1,97%	2,76%	0,79%	0,00%	6,69%
TOTALE		18414	438	754	790	2.881	220	2.263	378	311	121	3.317	504	316	190	350	50	639
		13522	3,24%	5,58%	5,84%	24,97%	1,91%	19,61%	3,28%	2,69%	1,05%	28,74%	4,37%	2,74%	1,65%	3,03%	0,43%	5,54%