













13 GIUGNO 1999 - ELEZIONI PROVINCIALI - RISULTATO SCRUTINIO - CONSIGLIO PROVINCIALE LISTE

sezione	Località	Elettori ----- Votanti	bianche	nulle	voti solo presidente												
1	Quarrata	753	25	12	21	31	4	119	77	31	2	32	15	21	107	8	1
		506	4,94%	2,37%	4,15%	6,92%	0,89%	26,56%	17,19%	6,92%	0,45%	7,14%	3,35%	4,69%	23,88%	1,79%	0,22%
2	Quarrata	723	24	22	23	23	14	146	65	29	4	31	7	13	101	7	3
		512	4,69%	4,30%	4,49%	5,19%	3,16%	32,96%	14,67%	6,55%	0,90%	7,00%	1,58%	2,93%	22,80%	1,58%	0,68%
3	Quarrata	674	27	15	22	27	7	84	80	30	7	53	2	10	90	6	3
		463	5,83%	3,24%	4,75%	6,77%	1,75%	21,05%	20,05%	7,52%	1,75%	13,28%	0,50%	2,51%	22,56%	1,50%	0,75%
4	Quarrata	659	23	20	27	19	3	118	76	20	4	34	4	19	84	5	4
		460	5,00%	4,35%	5,87%	4,87%	0,77%	30,26%	19,49%	5,13%	1,03%	8,72%	1,03%	4,87%	21,54%	1,28%	1,03%
5	Quarrata	746	31	19	25	21	10	122	74	33	10	20	10	11	75	8	4
		473	6,55%	4,02%	5,29%	5,28%	2,51%	30,65%	18,59%	8,29%	2,51%	5,03%	2,51%	2,76%	18,84%	2,01%	1,01%
6	Quarrata	657	22	9	15	28	2	101	78	29	10	29	5	27	94	5	3
		457	4,81%	1,97%	3,28%	6,81%	0,49%	24,57%	18,98%	7,06%	2,43%	7,06%	1,22%	6,57%	22,87%	1,22%	0,73%
7	Quarrata	768	28	16	24	34	6	153	83	22	8	26	4	26	91	2	6
		529	5,29%	3,02%	4,54%	7,38%	1,30%	33,19%	18,00%	4,77%	1,74%	5,64%	0,87%	5,64%	19,74%	0,43%	1,30%
8	Quarrata	617	23	15	23	22	9	109	51	33	4	16	5	15	81	6	3
		415	5,54%	3,61%	5,54%	6,21%	2,54%	30,79%	14,41%	9,32%	1,13%	4,52%	1,41%	4,24%	22,88%	1,69%	0,85%
9	Quarrata	641	16	17	15	30	6	70	60	21	7	42	3	12	81	4	3
		387	4,13%	4,39%	3,88%	8,85%	1,77%	20,65%	17,70%	6,19%	2,06%	12,39%	0,88%	3,54%	23,89%	1,18%	0,88%
10	Quarrata	673	31	10	23	23	1	112	61	44	12	15	8	12	82	5	2
		441	7,03%	2,27%	5,22%	6,10%	0,27%	29,71%	16,18%	11,67%	3,18%	3,98%	2,12%	3,18%	21,75%	1,33%	0,53%
11	Quarrata	720	36	28	20	37	2	132	64	38	6	32	1	18	98	5	5
		522	6,90%	5,36%	3,83%	8,45%	0,46%	30,14%	14,61%	8,68%	1,37%	7,31%	0,23%	4,11%	22,37%	1,14%	1,14%
12	Buriano	298	8	4	9	10	0	50	38	3	1	9	5	4	41	2	3
		187	4,28%	2,14%	4,81%	6,02%	0,00%	30,12%	22,89%	1,81%	0,60%	5,42%	3,01%	2,41%	24,70%	1,20%	1,81%
13	Lucciano	370	24	14	10	17	2	58	46	14	3	9	2	8	40	1	1
		249	9,64%	5,62%	4,02%	8,46%	1,00%	28,86%	22,89%	6,97%	1,49%	4,48%	1,00%	3,98%	19,90%	0,50%	0,50%
14	Montemagno	482	17	17	20	23	3	86	38	22	5	30	10	7	71	1	2
		352	4,83%	4,83%	5,68%	7,72%	1,01%	28,86%	12,75%	7,38%	1,68%	10,07%	3,36%	2,35%	23,83%	0,34%	0,67%
15	Santonuovo	681	26	21	26	17	3	119	72	36	4	50	7	13	61	8	2
		465	5,59%	4,52%	5,59%	4,34%	0,77%	30,36%	18,37%	9,18%	1,02%	12,76%	1,79%	3,32%	15,56%	2,04%	0,51%
16	Santonuovo	751	27	10	23	43	1	143	68	24	5	27	8	13	92	2	5
		491	5,50%	2,04%	4,68%	9,98%	0,23%	33,18%	15,78%	5,57%	1,16%	6,26%	1,86%	3,02%	21,35%	0,46%	1,16%
17	Valenzatico	790	30	34	15	47	8	131	57	85	10	31	6	10	99	6	4
		573	5,24%	5,93%	2,62%	9,51%	1,62%	26,52%	11,54%	17,21%	2,02%	6,28%	1,21%	2,02%	20,04%	1,21%	0,81%
18	Valenzatico	780	28	33	27	39	2	123	50	67	8	34	4	10	113	5	4
		547	5,12%	6,03%	4,94%	8,50%	0,44%	26,80%	10,89%	14,60%	1,74%	7,41%	0,87%	2,18%	24,62%	1,09%	0,87%
19	Barba	780	22	27	28	50	16	156	48	30	21	35	11	15	100	4	7
		570	3,86%	4,74%	4,91%	10,14%	3,25%	31,64%	9,74%	6,09%	4,26%	7,10%	2,23%	3,04%	20,28%	0,81%	1,42%
20	Ferruccia	840	33	31	31	41	5	96	76	49	13	75	6	17	122	4	7
		606	5,45%	5,12%	5,12%	8,02%	0,98%	18,79%	14,87%	9,59%	2,54%	14,68%	1,17%	3,33%	23,87%	0,78%	1,37%
21	Vignole	823	39	26	23	39	11	107	68	49	14	42	3	13	115	3	3
		555	7,03%	4,68%	4,14%	8,35%	2,36%	22,91%	14,56%	10,49%	3,00%	8,99%	0,64%	2,78%	24,63%	0,64%	0,64%
22	Vignole	756	25	17	29	35	2	163	34	34	9	24	9	16	112	6	0
		515	4,85%	3,30%	5,63%	7,88%	0,45%	36,71%	7,66%	7,66%	2,03%	5,41%	2,03%	3,60%	25,23%	1,35%	0,00%
23	Caserana	748	36	19	17	33	6	133	55	37	8	55	8	11	107	1	1
		527	6,83%	3,61%	3,23%	7,25%	1,32%	29,23%	12,09%	8,13%	1,76%	12,09%	1,76%	2,42%	23,52%	0,22%	0,22%
24	Casini	770	24	17	21	32	11	104	81	31	22	40	7	6	124	9	3
		532	4,51%	3,20%	3,95%	6,81%	2,34%	22,13%	17,23%	6,60%	4,68%	8,51%	1,49%	1,28%	26,38%	1,91%	0,64%
25	Catena	717	36	32	24	21	7	136	37	26	1	17	2	18	91	5	6
		459	7,84%	6,97%	5,23%	5,72%	1,91%	37,06%	10,08%	7,08%	0,27%	4,63%	0,54%	4,90%	24,80%	1,36%	1,63%
26	Catena	703	29	18	13	31	4	136	68	19	8	21	13	11	99	11	3
		484	5,99%	3,72%	2,69%	7,31%	0,94%	32,08%	16,04%	4,48%	1,89%	4,95%	3,07%	2,59%	23,35%	2,59%	0,71%
27	Tizzana	436	16	10	14	20	2	57	48	11	2	9	6	8	51	6	5
		265	6,04%	3,77%	5,28%	8,89%	0,89%	25,33%	21,33%	4,89%	0,89%	4,00%	2,67%	3,56%	22,67%	2,67%	2,22%
TOTALE		18356	706	513	568	793	147	3.064	1.653	867	208	838	171	364	2.422	135	93
		12542	5,63%	4,09%	4,53%	7,37%	1,37%	28,49%	15,37%	8,06%	1,93%	7,79%	1,59%	3,38%	22,52%	1,26%	0,86%